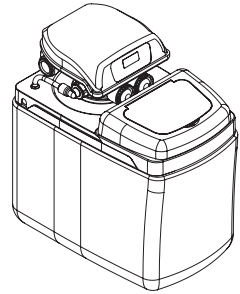


MANUAL FOR PINK 100 SOFTENER



Part # FU1013CABDVUP
Media Strong acid cation exchange resin
Media volume 10 L

QUICK SET UP GUIDE

After installing and powering up an Ecosoft FU system, set water hardness, current time in the Customer menu of control valve.

Use ▲ and ▼ buttons to change setting; NEXT button to save and go to next step; CLOCK to save and exit menu; REGEN to move back one step.

To proceed, hold NEXT and ▲ buttons simultaneously for 3 seconds.

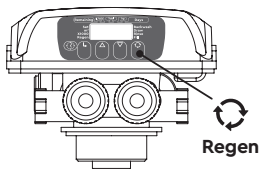
STEP 2I. Hardness: Set the amount of hardness as calcium carbonate per PPM, using ▼ or ▲. Press NEXT to go to Step 3I. Press REGEN to exit Installer Display Settings.

STEP 3I. Service Water Hardness (PPM): If a mixing valve is installed in the valve, service hardness needs to be set. Setting range is always less than the setting in Step 2I. Press NEXT to go to Step 4I. Press REGEN to return to previous step.

STEP 4I. Set Day Override to 1 – 28 days or OFF using ▼ or ▲. Press NEXT to go to Step 5I. Press REGEN to return to previous step.

STEP 5I. Time of Regeneration, Hour: Set the time (hour) for regeneration using ▲ or ▼. The default time is 2:00 a.m. This display will show on 0 if Step 4S or Step 3F is set to on 0. Press NEXT to go to Step 6I. Press REGEN to return to previous step.

STEP 6I. Time of Regeneration, Minutes: Set the time (minutes) for regeneration using ▲ or ▼. The default time is 2:00 a.m. This display will not appear if Step 4S or Step 3F is set to on 0. Press NEXT to go to Step 7I. Press REGEN to return to previous step.



After programming the control valve:

STEP 7. Pour salt into the salt tank of the system to the level of 1/2 to 2/3 of the tank volume.

STEP 8. Open the water supply to the softener.

STEP 9. After that, it will start the forced regeneration of the system by pressing the REGEN button for 5 seconds. This is necessary for cleaning the material from impurities and for its stratification.

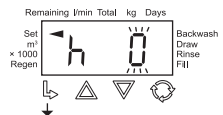
STEP 1I



STEP 2I



STEP 3I



STEP 4I



STEP 5I



STEP 6I

