

ECOSOFT POWERSOFT 5500

Treatment of household water, steam boiler and heating circuit feed water, pharmaceutical manufacturing, food processing, chemical manufacturing, textile industry, drinking water bottling, agriculture, fish farms etc.

KEY FEATURES

- Minimum pressure losses on filters at maximum flows
- High flow lead free brass valve, high flow bottom laterals distributors, top stacks distributors, high capacity brine tank
- PC003UN for industrial softening applications: monodisperse size, gel, strong acid cation exchange resin
- Automatic Clack CE control valve:
 - Regeneration control by water volume: delayed regen, immediate, both
 - Possibility to change the cycle of regeneration stages and their range of time
 - Multilanguage menu: English, German, French, Ukrainian
 - Different setting modes are available:
 - double valve twin or duplex configurations
 - multi-system mode, up to 8 system to the system controller
 - 2 external devices simultaneously can be connected



SET OF EQUIPMENT

WS2CE meter control valve assy (V2CEDTE):

- WS2CE control valve
- Top stack distributor, 50 mm riser
- Meter assembly
- Power supply
- Injector
- DLFC
- Funnel
- Valve instruction manual, Instruction manual

Pressure tank assembly:

- Pressure tank CN-30×72 (top bottom opening 6"-FLG)
- Flange adaptor
- Riser DN 50 mm
- Lateral bottom stack distributor

Brine tank assembly

- Brine tank 30×60, 680 L
- Brine well assembly (brine valve, overflow set)
- Brine grid

Resin

- Type resin — PC003UN monosphere cation exchange resin
- Volume resin — 550 liters

TECHNICAL SPECIFICATION OF POWERSOFT 5500

Parameters	
Maximum service flow rate	26.1 m ³ /h
Quantity of resin	550 l
Volume capacity*	110 m ³
Usage of salt per regeneration	55.5 – 80.0 kg
Usage of water per regeneration (= discharge per regeneration)	3.85 – 5.5 m ³
Duration of regeneration	80 – 120 minutes
Operating pressure	2 – 6 bar
Inlet, outlet	2"
Drain	1.5"
Brine line	1"

Parameters	
Volume of pressure tank	697 l
Dome volume	80 l
Volume of brine tank	680 l
Dry system weight	116 kg
Electrical requirements	230 V, 50 Hz
Electrical power	30 W
Operating temperature	+4...+30 °C

ECOSOFT POWERSOFT 5500

Code	Product	Volume resin, L	Maximum service flow rate, m ³ /h**
FU3072CE2	Ecosoft PowerSoft 5500	550	26.1

* At a hardness of 250 ppm CaCO₃, the salt dose for regeneration is 100 g/l

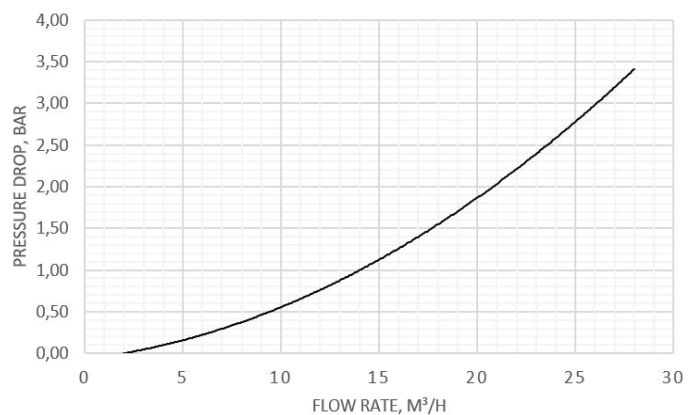
** With a linear filtration rate of 60 m/h

ACCESSORIES*

Code	Description
V3017	WS2 Auxiliary Microswitch assembly
V3076BSPT	Water Specialist 2" Motorized alternating valve
V3097BSPT	Water Specialist 2" No hard water bypass valve

* Not included in the basic set.
Can installed as additional equipment

PRESSURE DROP vs FLOW RATE**



** Data is based on control valve type, distributors type, temperature, and media type

CONFIGURATIONS

DOUBLE VALVE TWIN



DOUBLE VALVE TWIN ASSEMBLY PARTS

1. FU3072CE2 — 2 pcs.
2. V3076BSPT — 1 pcs.

Single valve twin set may operate 2 units with alternative mode (the first unit in operation, the second — in regeneration or stand by) and can produce water during the day at constant flow rate.

KEY FEATURES

- Ensures stable water quality with constant flow
- User friendly installation
- Doesn't create hydraulic shocks

DUPLEX VALVE



DUPLEX VALVE ASSEMBLY PARTS

1. FU3072CE2 — 2 pcs.
2. V3076BSPT — 2 pcs.
3. V3017 — 2 pc.
4. 1PROVODDUP — 2 pcs.
5. 71213 — 1 pcs.

Duplex valve set may operate 2 units parallel and can provide double flow rate during peak consumption.

KEY FEATURES

- Double flow rate for peak consumption
- User friendly installation
- Doesn't create hydraulic shocks

MULTI-SYSTEMS



SET FOR 2...8 UNITS WITH CLACK SYSTEM CONTROLLER

1. FU3072CE15 — 2...8 pcs.
2. WSSYSTCON2* — 1 pcs.
3. V3097BSPT — 2...8 pcs.


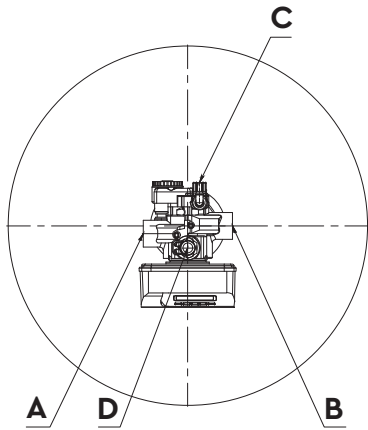
The Clack system controller may operate 2 – 8 units and has 4 operating modes that ensure efficient operation of the set for various needs.

KEY FEATURES

- System Controller may operate 2 — 8 units or be used as a water monitor only
- Clack WS1.0, WS1.25, WS1.5 or WS2 control valves may be used
- 4 available operating modes: Progressive flow, Alternator, Series, Random

WSSYSTCON2* — includes a kit for connecting 2 systems. The last number indicates the number of possible connected systems

CONNECTIONS



Marking	Nomenclature	Connection	Height
A	Inlet	PH G 2"	2290±30
B	Outlet	PH G 2"	2290±30
C	Brine line	PH G 1"	2400±30
D	Drain	PH G 1.5"	2430±30

DIMENSIONS OF SYSTEM

