

ECOSOFT BASICSOFT 3000

Treatment of household water, steam boiler and heating circuit feed water, pharmaceutical manufacturing, food processing, chemical manufacturing, textile industry, drinking water bottling, agriculture, fish farms etc.

KEY FEATURES

- Basic set ready to work with cation exchange resin plastic valve, top and bottom stacks distributors
- PC002 for commercial and domestic softening applications: polydispersed particle size, gel, strong acid cation exchange resin
- Automatic Clack CE control valve:
 - Regeneration control by water volume: delayed regen, immediate, both
 - Possibility to change the cycle of regeneration stages and their range of time
 - Multilanguage menu: English, German, French, Ukrainian
 - Different setting modes are available:
 - double valve twin or duplex configurations
 - multi-system mode, up to 8 system to the system controller
 - 2 external devices simultaneously can be connected



SET OF EQUIPMENT

WS1.5CE meter control valve assy (VP15CEDTH):

- WS1.5PCE control valve
- Top stack distributor, 50 mm riser
- Meter assembly
- Power supply
- Injector
- DLFC
- Funnel
- Valve instruction manual, Instruction manual

Pressure tank assembly:

- Pressure tank 24×72, 4"
- Riser DN 50 mm
- Lateral bottom stack distributor

Brine tank assembly

- Brine tank 30×50, 560 L
- Brine well assembly (brine valve, overflow set)
- Brine grid

Resin

- Type resin — PC002 polydisperse cation exchange resin
- Volume resin — 300 liters

TECHNICAL SPECIFICATION OF BASICSOFT 3000

Parameters	
Maximum service flow rate	10.2 m ³ /h
Quantity of resin	300 l
Volume capacity*	60 m ³
Usage of salt per regeneration	30.0 – 48.0 kg
Usage of water per regeneration (= discharge per regeneration)	2.1 – 3.0 m ³
Duration of regeneration	80 – 120 minutes
Operating pressure	2 – 6 bar
Inlet, outlet	1.5"
Drain	1"
Brine line	½"

Parameters	
Volume of pressure tank	450 l
Dome volume	46 l
Volume of brine tank	560 l
Dry system weight	60 kg
Electrical requirements	230 V, 50 Hz
Electrical power	30 W
Operating temperature	+4...+30 °C

ECOSOFT BASICSOFT 3000

Code	Product	Volume resin, L	Maximum service flow rate, m ³ /h**
FU2472CE15P	Ecosoft BasicSoft 3000	300	10.2

* At a hardness of 250 ppm CaCO₃, the salt dose for regeneration is 100 g/l

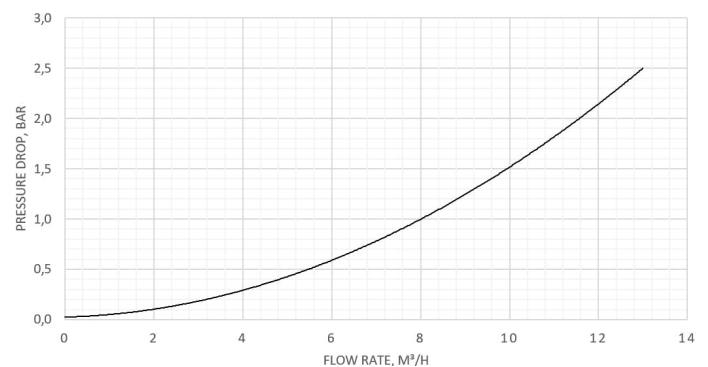
** With a linear filtration rate of 35 m/h

ACCESSORIES*

Code	Description
V3009	WS1 Auxiliary Microswitch Assembly
V3034	Water Specialist 1.5" Plastic Motorized Alternating Valve
V3035	Water Specialist 1.5" Plastic No Hard Water Bypass Valve
V4430-02	WS15P fitting assembly QC to BSPT
V4430-03	WS15P fitting assembly QC to QC

* Not included in the basic set.
Can installed as additional equipment

PRESSURE DROP vs FLOW RATE**



** Data is based on control valve type, distributors type, temperature, and media type

CONFIGURATIONS

DOUBLE VALVE TWIN



DOUBLE VALVE TWIN ASSEMBLY PARTS

1. FU2472CE15P — 2 pcs.
2. V3034 — 1 pcs.
3. V4430-02 — 2 pcs.

Single valve twin set may operate 2 units with alternative mode (the first unit in operation, the second — in regeneration or stand by) and can produce water during the day at constant flow rate.

KEY FEATURES

- Ensures stable water quality with constant flow
- User friendly installation
- Doesn't create hydraulic shocks

DUPLEX VALVE



DUPLEX VALVE ASSEMBLY PARTS

1. FU2472CE15P — 2 pcs.
2. V3035 — 2 pcs.
3. V4430-03 — 2 pc.
4. V4430-02 — 2 pcs.
5. V3009 — 2 pcs.
6. 1PROVODDUP — 2 pcs.

KEY FEATURES

- Duplex valve set may operate 2 units parallel and can provide double flow rate during peak consumption.

MULTI-SYSTEMS



SET FOR 2...8 UNITS WITH CLACK SYSTEM CONTROLLER

1. FU2472CE15 — 2...8 pcs.
2. WSSYSTCON2* — 1 pcs.
3. V3035 — 2...8 pcs.
4. V4430-02 — 2...8 pcs.

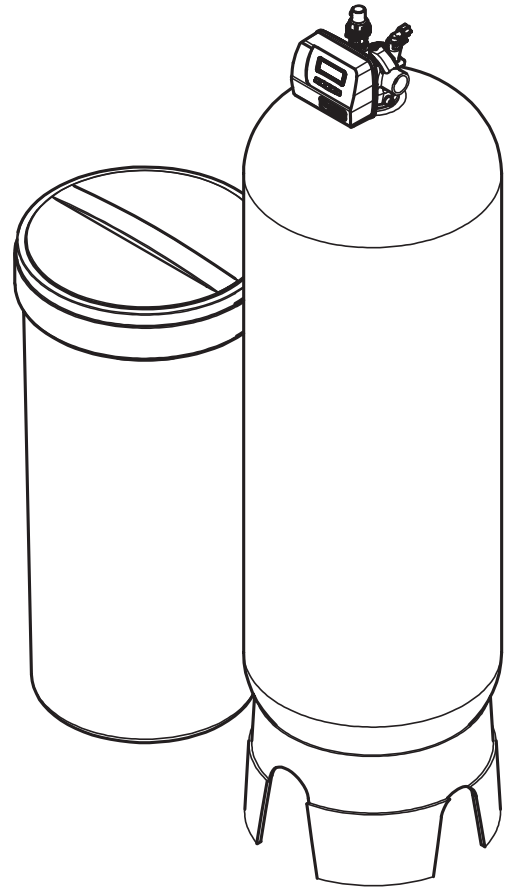
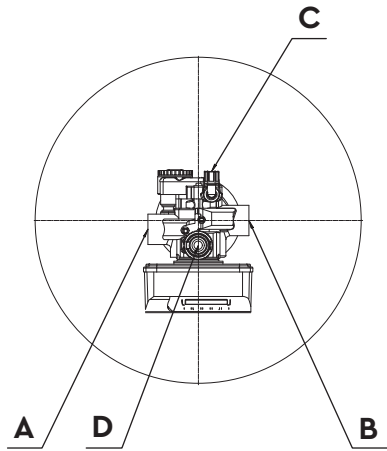
The Clack system controller may operate 2 – 8 units and has 4 operating modes that ensure efficient operation of the set for various needs.

KEY FEATURES

- System Controller may operate 2 — 8 units or be used as a water monitor only
- Clack WS1.0, WS1.25, WS1.5 or WS2 control valves may be used
- 4 available operating modes: Progressive flow, Alternator, Series, Random

WSSYSTCON2* — includes a kit for connecting 2 systems. The last number indicates the number of possible connected systems

CONNECTIONS



Marking	Nomenclature	Connection	Height
A	Inlet	PH G 1.5"	2260±30
B	Outlet	PH G 1.5"	2260±30
C	Brine line	PH G ½"	2370±30
D	Drain	PH G 1"	2420±30

DIMENSIONS OF SYSTEM

